

**BLACK SERIES**

**Address:** 19501 E.Walnut Dr.South  
City of Industry, CA USA 91748

**Phone:** 8338 - CAMPER

**E-mail:** info@blackseries.net

**Website:** www.blackseries.net

**Instagram:** BlackSeriesUS

**Facebook:** BlackSeriesUS

**You Tube:** BlackSeriesUS

**Twitter:** BlackSeriesUS

**Pinterest:** BlackSeriesUS

BE WITH NATURE

WWW.BLACKSERIES.NET

**BLACK SERIES**





# CONTENTS

## ABOUT BLACK SERIES

Our Brands	3
Our History	6
Technological Changes	7
Brand Interaction	8
Commitment To Customers	9
Corporate Social Responsibility	9

## INNOVATIONS

Intelligent Technologies	14
Core Competitiveness	15
Made By Black Series	15
Quality Assurance	16
Marketing Network	18
Manufacturing Bases	18
After-sales maintenance	19

## PRODUCT SERVICES

Product Range	22
Customer Services	50





ABOUT  
BLACK SERIES



## OUR BRANDS

Black Series' factories and warehouses are located in Australia, China and United States. The company has been focused on the goal of creating luxurious, home-like experience in rugged outdoors since its establishment.

Black Series is dedicated to camper R&D, manufacturing and vehicle testing. The company's intelligent design keeps safety in focus while encourages an outdoor luxury lifestyle of being with nature.

Born with the rugged off-road nature, Black series trailer is able to conquer terrains around the world, from Australia's rugged "Out Back" to United States and South Africa. Black Series has gained a worldwide reputation of trust on high quality and adventurous travels.

# 14

Years

Industry experience

# 5

Continents

Founded in different countries  
around the world

# 100000

Units

Sold throughout the  
United States, Australia  
and Europe







## OUR HISTORY

- 1995 OEM all-glass fiber reinforced plastic moving workshop car for Germany
- 2002 Made the first small glass fiber reinforced plastic caravan for the UK
- 2004 OEM tent caravan introduced to Australia
- 2010 Developed into one of Australia's largest off-road RV brand names
- 2014 Built a revolutionary RV industrial park base in China (Weihai)

## THE DEVELOPMENT HISTORY OF BLACK SERIES

- 2015 Became one of the world's most recognizable brands in the United States
- 2018 Established caravan campgrounds and caravan clubs in Australia and the United States
- 2019 Launched its first RV intelligent control system
- 2020 The total sales exceeded 100,000 units
- 2021 Re-affirmed its commitment to developing cutting-edge environmental-friendly luxury RVs



# TECHNOLOGICAL CHANGES

## BLACK SERIES TECHNOLOGY DEVELOPMENT HISTORY



**1995** Successfully developed the first full glass steel trailer under the Black Series brand

**2004** Successfully developed the specially designed off-road chassis

**2007** Successfully developed the first Black Series off-road tent-style camper

**2010** Successfully developed the air tent for campers

**2013** Successfully developed the two-row, off-road independent suspension system



**2014** Successfully developed the first Black Series off-road trailer with a length of more than 8 meters

**2016** Successfully developed the guide wheel for Black Series

**2018** Successfully developed the integrated Android based control panel system

**2020** Successfully developed the first 13-meter all-in-one 8x8 rugged off-road trailer under the Black Series brand

**2021** Successfully developed the first Black Series light-duty RVs with integrated carbon fiber materials

# BRAND INTERACTION





## COMMITMENT TO CUSTOMERS

With the motto of “customer first”, we always put customers at the center of everything we do. We meet customers' needs with high-quality product range and provide an exceptional product experience at every customer's touch point.

## CORPORATE SOCIAL RESPONSIBILITY

Black Series actively fulfills our corporate citizenship. We focus on the common growth of the company and employee and devote ourselves to activities of public interests. While pursuing lean production and efficiency improvements, we are committed to environmental protection and sustainable development, and promote the harmonious coexistence between human and nature.





INNOVATIONS







## TECHNOLOGICAL INNOVATION

### DESIGN AESTHETICS

Inherits the design philosophy of “environmental protection and intelligence”, the Black Series RV combines a comfortable experience with an off-road style.

### BRAKING COORDINATION

Continuously develops professional technology to improve the braking coordination between the front vehicle and the trailer.

### EXPERIENCE TECHNOLOGY AND CRAFTSMANSHIP

Provides home-like comfort and outdoor convenience with unique interior technology and intelligent control system.

### BOLTED ALL-ALUMINUM LIGHTWEIGHT CHASSIS

Lightweight chassis design opens a new era of all-aluminum chassis.

### HIGH-STRENGTH COMPOSITE MATERIAL

Develops high-strength composite materials to improve durability.

### TECHNOLOGY PATENT

Cooperates with Rutan, an American engineer and obtained long-ez technology patent.



## CORE COMPETITIVENESS

### PROVIDE LONGER LIFE SUPPORT IN THE WILD

- > Long-distance durability in the wild
- > Big water tanks
- > 48V fast charging off-grid system with lithium battery
- > Large area solar panel and diesel, natural gas and other energy sources
- > Polyurethane insulation



### POWERFUL ALL-TERRAIN PASS ABILITY

- > Independent suspension
- > Reinforced chassis/towing frame
- > All-terrain tires



After more than ten years of manufacturing in the field of off-road trailers, the Black Series has implemented a strict quality control system. Our goal is to provide our clients with the most cost-effective and smartest off-road trailer.

MADE BY  
BLACK SERIES

## QUALITY ASSURANCE



### RV TESTS



#### Rollover Test



#### Sinusoidal Road Test

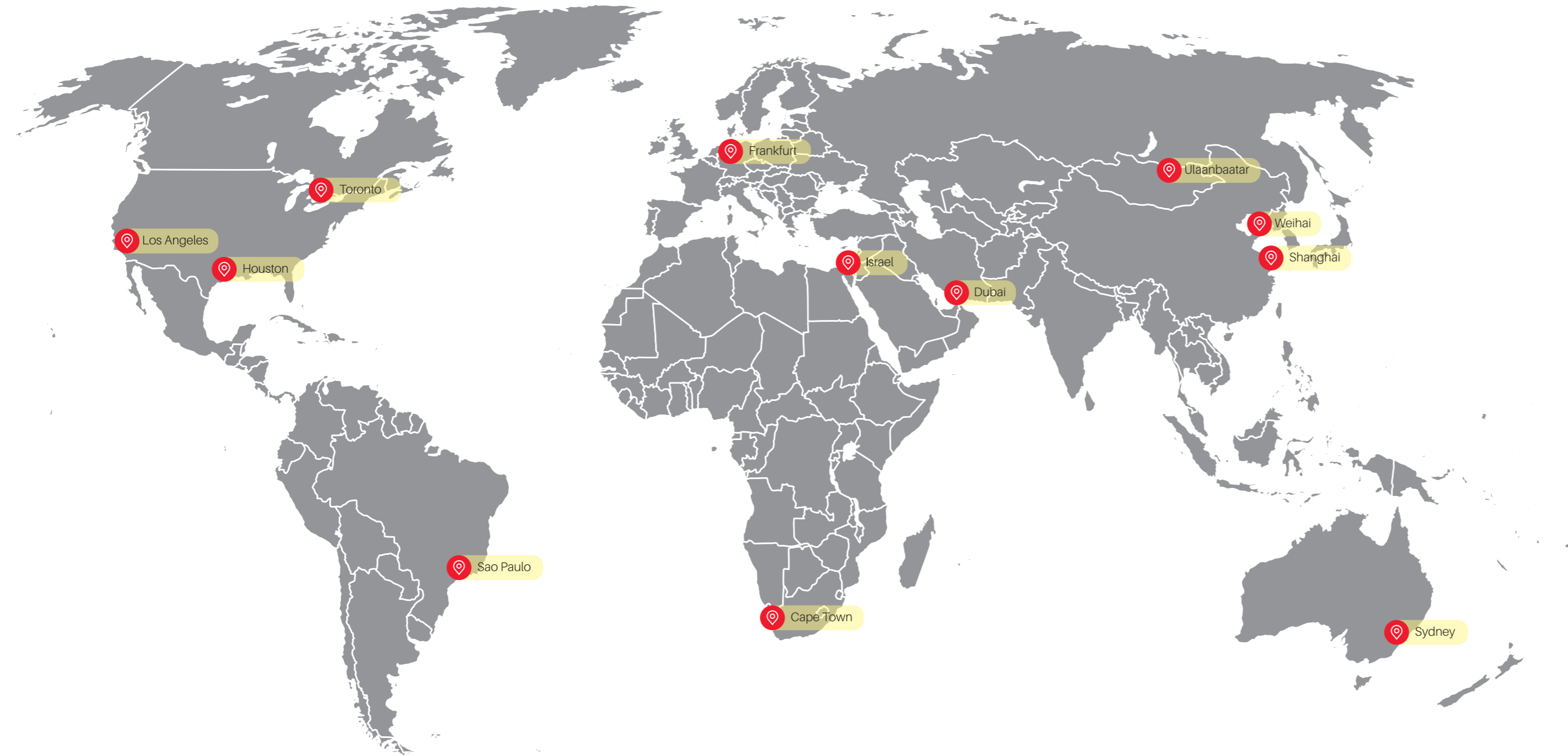


#### Hill climbing Test

## AUTHENTICATION SYSTEM

- ISO9001 Quality Certification
- National 3C Certification
- Designated Enterprise for National Refitted Vehicles
- Certification Standards of the United States, Canada and other countries





# MARKETING NETWORK

Black Series RVs have been sold to China, the United States, Europe, Australia, Canada, Dubai, South Africa and other countries.

# MANUFACTURING BASES

Black Series manufacturing bases cover the United States, Canada, Europe, Russia, Dubai, India, South Africa, Australia, Brazil and other countries and regions. In 2014, an intelligent RV Industrial Park was established in China.



Distribution of Manufacturing Bases

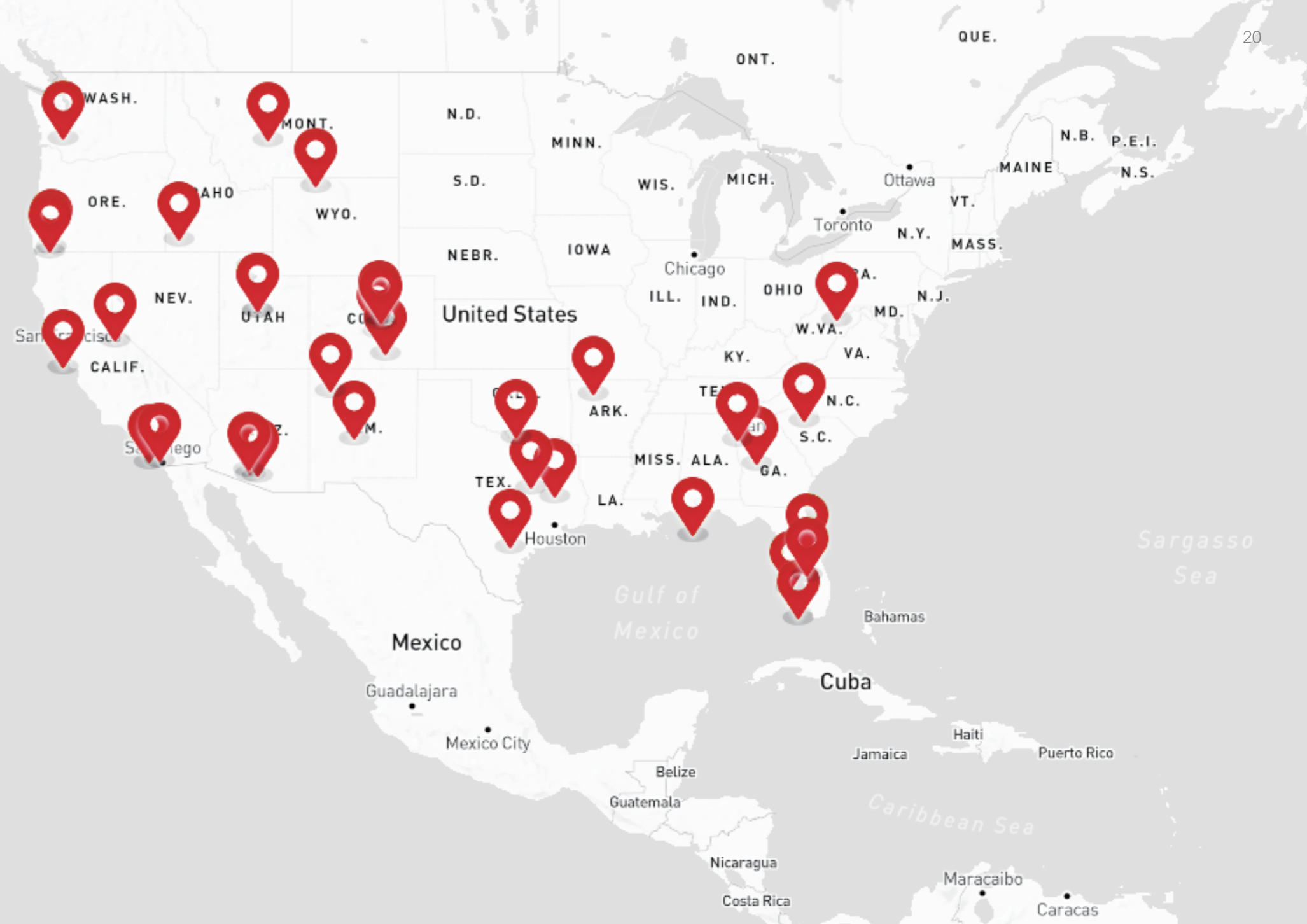


# AFTER-SALES MAINTENANCE

## MAP OF BLACK SERIES RVS AFTER-SALES MAINTENANCE STATIONS

Black Series RVs always put customers at the center of everything and provide you with considerate repair and maintenance services. You can call a Black Series repair shop to make an appointment and we will accurately record your repair or maintenance needs, and customize the service plan for you.

↗  
Distribution of After-sales Services







PRODUCT SERVICE



# PRODUCT SERIES



## HEAD QUARTER

HQ12 -P25

HQ14 -P27

HQ15 -P29

HQ17 -P31

HQ19 -P33

HQ21 -P35



## TOY HAULER

TH19 -P37

TH22 -P39



## CLASSIC

CLASSIC 12 -P41

CLASSIC 15 -P43

Dominator -P45

Patron -P47

Classic Double -P49

# INTERIOR DESIGN





# HQ12

With a cool Schweizer Messer appearance, the HQ12 is equipped with a kitchen, bathroom and shower room, which can meet the living needs of 4 people. This compact design is very suitable for weekend camping enthusiasts to start an adventure trip.



## EXTGERIOR

<b>Materials:</b>	Aluminum Composite Panels mounted Aluminum Diamond Plating for added protection
<b>Stone Guard/Skid Guard:</b>	Adds Protection to Bottom Edge of Camper
<b>Insulation:</b>	R16 Insulation on Full Roof and Walls
<b>Roof:</b>	One Piece Aluminum and Roof Hatch with Shade
<b>Design:</b>	Easy Two Step Pop-Top
<b>Pop-Top:</b>	Made of Polymer coated embedded canvas, with mesh screen windows
<b>Windows:</b>	Eurovision Windows with Fly Screen and Privacy Shades
<b>Awning:</b>	10ft Black Series Electrical Awning
<b>Storage:</b>	Pass-Through Storage Front Compartments for 2x Jerry Cans & 2x Propane Tanks
<b>Prep-Table:</b>	Lockable Fold Down Outdoor Table
<b>Outdoor Kitchen:</b>	Stainless Steel Slide Out Sink, Propane Burner Stove and Large Prep-Table
<b>Shower:</b>	Outdoor Shower

## INTERIOR

<b>Sleeping Configuration:</b>	1x Queen Bed, Convertible Lounge and bunk bed Removable bunk bed
<b>Wet Bath:</b>	Full Fiberglass shower enclosed with ventilation and Toilet
<b>Lounge:</b>	Dinette with Premium Faux Leather Seating and Adjustable Table. Convertible to sleeper
<b>Kitchen:</b>	Propane Stove, Sink, Microwave, and Fridge
<b>Flooring:</b>	Wood Vinyl
<b>Cabinetry:</b>	Modern White Finish Veneer
<b>Leather:</b>	High Quality Marine Faux Leather
<b>Screen Door:</b>	Standard Screen Door

## ELECTRICAL

<b>Electrical System:</b>	12V/110V Electrical System with 2,000 Watts Black Series Pure Sine Wave Inverter with a custom Black Series Control Panel
<b>Battery:</b>	200AH
<b>Solar:</b>	4x Roof Mounted 150 Watt Solar Panels
<b>Internal Lighting:</b>	LED Reading Lights in Bedroom and Lounge
<b>External Lighting:</b>	Wide Angle Side mounted LED Flood Lights. Mounted Front, Side and Rear LED Light Bars
<b>Plugs:</b>	Internal/External 12V Plugs
<b>Shore Power:</b>	30Amps
<b>Control Panel:</b>	Breakers, Digital Gages, & Electrical Power Readout

## APPLIANCES/ACCESSORIES

<b>Fridge:</b>	2.8cu. ft. Fridge/Freezer
<b>Stove:</b>	Outdoor and Indoor Propane Stove
<b>Rangehood:</b>	Slim Twin Fan with Light Range Hood
<b>Propane:</b>	2x 20lbs Propane Tanks
<b>Microwave:</b>	6 Gal. Electrical Microwave with Four Operating Features
<b>Furnace:</b>	16,000 BTU Thermostat Control
<b>Air Conditioning:</b>	13,500 BTU Rooftop Air Conditioning Unit
<b>Entertainment System:</b>	CD/FM/IPOD/Bluetooth/USB Radio 2x Interior Speakers 2x Outdoor Marine Grade Speakers 24" TV
<b>Antenna:</b>	HD TV over the air antenna with built in sure-lock
<b>Safety:</b>	Fire Extinguisher, Smoke Alarm and Propane/CO Detector

## PLUMBING

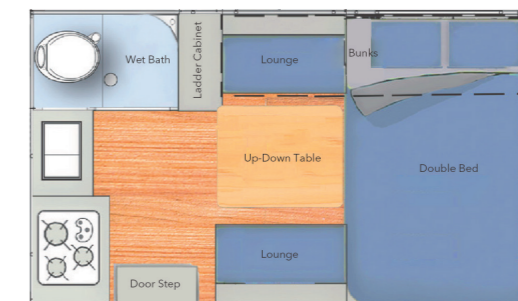
<b>Shower:</b>	Outdoor Shower & Interior Full Fiberglass Shower
<b>Sink:</b>	Large Interior Stainless Steel Sink and Outdoor Stainless Steel Drip Sink
<b>Toilet:</b>	Dometic Toilet
<b>Water Tanks</b>	
<b>Filtered Water:</b>	16 Gal. Triple Filtered System
<b>Fresh Water:</b>	64 Gal. Polyurethane Water Tank with 0.12" Aluminum Bash Cover
<b>Grey Water:</b>	26 Gal. Polyurethane Water Tank with 0.12" Aluminum Bash Cover
<b>Black Water:</b>	26 Gal. Polyurethane Water Tank with 0.12" Aluminum Bash Cover
<b>Hot Water:</b>	Instant Water Heater

## CHASSIS

<b>Drawbar/Chassis:</b>	Hot Dipped Galvanized Tubular Steel made from RHS 4"x2", 0.15 Wall Thickness, 0.24" Supporting Plates for extra Strength & Durability
<b>Independent Suspension:</b>	Control Arm with Dual Shock Absorbers and Coil Springs
<b>Tires:</b>	265x75xR16 Off-Road Tires with Two Spare Tires
<b>Wheels:</b>	16" Alloy Wheels with a Black Powder Coated Finish
<b>Brakes:</b>	12" Electric Tow Brake with Mechanical Handbrake Breakaway System Include 2x Safety Chains
<b>Connector :</b>	7 Pin Flat Plug
<b>Anderson Plug:</b>	50Amp Anderson Plug
<b>Hitch:</b>	Black Series ADR Approved Off-Road Poly Block Hitch
<b>Jockey Wheel:</b>	Off-Road Swing Away 10" Jockey Wheel with length 410mm
<b>Recovery Hooks:</b>	2x Rear Facing Recovery Shackles

## MEASUREMENTS

Pop Top	+1.6ft
Internal Height	6.7ft(open) 5ft(close)
Internal Length	12ft
External Height	10.3ft(Open) 8.7ft(Closed)
External Length	19ft
External Width	7.8ft
Dry Weight	4,422lbs
Tongue Weight	750lbs
GVWR	7,500lbs





# HQ14

The HQ14 Pop-up Camper is equipped with a kitchen, bathroom and shower room. It has lighter weight but great durability so that you can enjoy a relaxing and comfortable spacious experience.



## EXTERIOR

<b>Materials:</b>	Aluminum Composite Panels mounted with Aluminum Diamond Plating for added protection
<b>Insulation:</b>	R16 Insulation on Full Roof and Walls
<b>Roof:</b>	One Piece Aluminum
<b>Pop-up:</b>	Made of Polymer coated embedded canvas, with mesh screen windows
<b>Windows:</b>	Eurovision Windows with Fly Screen and Privacy Shades
<b>Awning:</b>	13ft Black Series Electrical Awning
<b>Storage:</b>	Pass-Through Storage Front Compartments for 2x Jerry Cans & 2x Propane Tanks
<b>Outdoor Kitchen:</b>	Stainless Steel Slide Out Sink, Propane Burner Stove and Large Prep-Table
<b>Shower:</b>	Outdoor Shower

## INTERIOR

<b>Wet Bath:</b>	Full Fiberglass shower enclosed with ventilation and Toilet
<b>Lounge:</b>	Dinette with Premium Faux Leather Seating
<b>Table:</b>	Adjustable Portable Table
<b>Flooring:</b>	Wood Vinyl
<b>Sleeping Configuration:</b>	1x Queen Bed
<b>Cabinetry:</b>	Modern White Finish Veneer
<b>Leather:</b>	High quality marine graded faux leather
<b>Screen Door:</b>	Standard screen door

## ELECTRICAL

<b>Electrical System:</b>	12V/ 110V Electrical System with 1,000 Watts Black Series Pure Sine Wave Inverter with a custom Black Series Control Panel
<b>Battery:</b>	200AH
<b>Solar:</b>	2x Roof Mounted 150 Watt Solar Panels
<b>Internal Lighting:</b>	LED Reading Lights in Bedroom and Lounge
<b>External Lighting:</b>	Wide Angle Side mounted LED Flood Lights. Mounted Front, Side and Rear LED Light Bars
<b>Plugs:</b>	Internal/External 12V Plugs
<b>Shore Power:</b>	30Amps
<b>Control Panel:</b>	Breakers, Digital Gages, & Electrical Power Readout

## APPLIANCES/ACCESSORIES

<b>Fridge:</b>	Portable Powered Cooler for Outdoor Storage Compartment
<b>Stove:</b>	Outdoor Propane Stove
<b>Rangehood:</b>	Slim Twin Fan with Light Range Hood
<b>Propane:</b>	2x 20lbs Propane Tanks
<b>Furnace:</b>	16,000 BTU Rooftop Air Conditioning Unit
<b>Entertainment System:</b>	CD/FM/IPOD/Bluetooth/USB Radio 2x Interior Speakers 2x Exterior Speakers 2x Outdoor Marine Grade Speakers 24" TV
<b>Antenna:</b>	HD TV over the air antenna with vult in sure-lock
<b>Safety:</b>	Fire Extinguisher, Smoke Alarm and Propane/CO Detector

## PLUMBING

<b>Shower:</b>	Outdoor Shower with attachable Privacy Tent & Interior Full Fiberglass Shower enclosed with ventilation
<b>Sink:</b>	Large Interior Stainless Steel Sink and Outdoor Stainless Steel Drip Sink
<b>Toilet:</b>	Dometic Toilet
<b>Water Tanks</b>	
<b>Fresh Water:</b>	50 Gal. Polyurethane Water Tank with 0.12" Aluminum Bash Cover
<b>Grey Water:</b>	26 Gal. Polyurethane Water Tank with 0.12" Aluminum Bash Cover
<b>Black Water:</b>	26 Gal. Polyurethane Water Tank with 0.12" Aluminum Bash Cover
<b>Hot Water:</b>	Instant Water Heater

## CHASSIS

<b>Drawbar/Chassis:</b>	Hot Dipped Galvanized Tubular Steel made from RHS 4"x2", 0.15 Wall Thickness, 0.24" Supporting Plates for extra Strength & Durability
<b>Independent Suspension:</b>	Control Arm with Dual Shock Absorbers and Coil Springs
<b>Tires:</b>	265x75xR16 Off-Road Tires with Two Spare Tires
<b>Wheels:</b>	16" Alloy Wheels with a Black Powder Coated Finish
<b>Brakes:</b>	12" Electric Tow Brake with Mechanical Handbrake Breakaway System Include 2x Safety Chains
<b>Connector:</b>	7 Pin Flat Plug
<b>Anderson Plug:</b>	50Amp Anderson Plug
<b>Jockey Wheel:</b>	Off-Road Swing Away 10" Jockey Wheel
<b>Recovery Hooks:</b>	2x Rear Facing Recovery Shackles

## MEASUREMENTS

<b>Pop Top</b>	+ 1.6ft
<b>External Height</b>	8.7ft
<b>External Length</b>	19.8ft
<b>External Width</b>	7.4ft
<b>Dry Weight</b>	4376lbs



# HQ15

HQ15 is perfect for small families or young couples who are eager to go off-grid. With the same functions as other higher models, 15-foot single-axle compact design is light but strong, while housing modern luxury appliances.

3  




## EXTERIOR

<b>Materials:</b>	Aluminum Composite Panels Mounted with Aluminum Diamond Plating for added Protection
<b>Stone Guard/Skid Guard:</b>	Adds Protection for Bottom Edge of Camper
<b>Insulation:</b>	R16 Insulation on Full Roof and Walls
<b>Roof:</b>	One Piece Aluminum and Roof Hatch with Shade
<b>Windows:</b>	Eurovision Windows with Fly Screen and Privacy Shades
<b>Awning:</b>	10ft Black Series Electrical Awning
<b>Storage:</b>	Pass Through Storage Front Compartments for 2x Jerry Cans and 2x Propane Tanks
<b>Pre-Table:</b>	Lockable Fold Down Outdoor Table
<b>Outdoor Kitchen:</b>	Stainless Steel Slide Out Sink, Propane Burner Stove and Large Prep-Table
<b>Shower:</b>	Outdoor Shower

## INTERIOR

<b>Sleeping Configuration:</b>	1x Queen Bed and Convertible Lounge
<b>En-Suite Bathroom:</b>	Separate Private Bathroom and Shower with Vanity and extra storage
<b>Lounge:</b>	Dinette with Premium Faux Leather Seating and Adjustable Table Convertible to sleeper
<b>Kitchen:</b>	Propane Stove, Sink, Microwave, and Fridge
<b>Flooring:</b>	Wood Vinyl
<b>Cabinetry:</b>	Modern White Finish Veneer
<b>Leather:</b>	High Quality Marine Graded Faux Leather
<b>Screen Door:</b>	Standard Screen Door

## ELECTRICAL

<b>Electrical System:</b>	12V/110V Electrical System with 2,000 Watts Black Series Pure Sine Wave Inverter with a custom Black Series Control Panel
<b>Battery:</b>	400AH
<b>Solar:</b>	4x Roof Mounted 150 Watt Solar Panels
<b>Internal Lighting:</b>	LED Reading Lights in Bedroom and Lounge
<b>External Lighting:</b>	Wide Angle Side Mounted LED Flood Lights. Mounted Front, Side and Rear LED Light Bars
<b>Plugs:</b>	Internal/External 12V Plugs
<b>Shore Power:</b>	30Amps
<b>Control Panel:</b>	Breakers, Digital Gages, & Electrical Power Readout

## APPLIANCES/ACCESSORIES

<b>Fridge:</b>	2.3 cu. ft. Fridge/Freezer
<b>Stove:</b>	Outdoor and Indoor Propane Stove
<b>Rangehood:</b>	Slim Twin Fan with Light Range Hood
<b>Propane:</b>	2x 20lbs Propane Tanks
<b>Microwave:</b>	6 Gal. Electrical Microwave with Four Operating Features
<b>Furnace:</b>	16,000 BTU Thermostat Control
<b>Air Conditioning:</b>	13,500 BTU Rooftop Air Conditioning Unit
<b>Entertainment System:</b>	CD/FM/IPOD/Bluetooth/USB Radio 2x Interior Speakers 2x Outdoor Marine Grade Speakers 24" TV
<b>Antenna:</b>	HD TV over the air antenna with built in sure-lock
<b>Safety:</b>	Fire Extinguisher, Smoke Alarm and Propane/CO Detector

## PLUMBING

<b>Shower:</b>	Outdoor Shower & Interior Full Fiberglass Shower
<b>Sink:</b>	Large Interior Stainless Steel Sink and Outdoor Stainless Steel Drip Sink
<b>Toilet:</b>	Dometic Toilet
<b>Water Tanks</b>	
<b>Filtered Water:</b>	16 Gal. Triple Filtered System
<b>Fresh Water:</b>	64 Gal. Polyurethane Water Tank with 0.12" Aluminum Bash Cover
<b>Grey Water:</b>	26 Gal. Polyurethane Water Tank with 0.12" Aluminum Bash Cover
<b>Black Water:</b>	26 Gal. Polyurethane Water Tank with 0.12" Aluminum Bash Cover
<b>Hot Water:</b>	Instant Water Heater

## CHASSIS

<b>Drawbar/Chassis:</b>	Hot Dipped Galvanized Tubular Steel made from RHS 4"x2", 0.15 Wall Thickness, 0.24" Supporting Plates for extra Strength & Durability
<b>Independent Suspension:</b>	Control Arm with Dual Shock Absorbers and Coil Springs
<b>Tires:</b>	265x75xR16 Off-Road Tires with Two Spare Tires
<b>Wheels:</b>	16" Alloy Wheels with a Black Powder Coated Finish
<b>Brakes:</b>	12" Electric Tow Brake with Mechanical Handbrake Breakaway System Include 2x Safety Chains
<b>Connector:</b>	7 Pin Flat Plug
<b>Anderson Plug:</b>	50Amp Anderson Plug
<b>Hitch:</b>	Black Series ADR Approved Off-Road Poly Block Hitch
<b>Jockey Wheel:</b>	Off-Road Swing Away 10" Jockey Wheel
<b>Recovery Hooks:</b>	2x Rear Facing Recovery Shackles

## MEASUREMENTS

<b>Internal Height</b>	6.3ft
<b>Internal Length</b>	15ft
<b>External Height</b>	10.2ft
<b>External Length</b>	23ft
<b>External Width</b>	7.8ft
<b>Net Weight</b>	5291lbs
<b>Tongue Weight</b>	750lbs
<b>GVWR</b>	7500lbs





# HQ17

It is designed based on a concept of high durability and exudes a sense of luxury at the same time. HQ17 is an intelligently designed family hauler that maximizes the sense of space. This trailer sleeps up to 5. You can play and entertain by day and comfortably sleep at night.



## EXTERIOR

<b>Materials:</b>	Aluminum Composite Panels mounted with Aluminum Diamond Plating for added protection
<b>Stone Guard/Skid Guard:</b>	Adds Protection for Bottom Edge of Camper
<b>Insulation:</b>	R16 Insulation on Full Roof and Walls
<b>Roof:</b>	One Piece Aluminum and Roof Hatch with Shade
<b>Windows:</b>	Eurovision Windows with Fly Screen and Privacy Shades
<b>Awning:</b>	13ft Black Series Electrical Awning
<b>Storage:</b>	Pass-Through Storage Front Compartments for 2x Jerry Cans & 2x Propane Tanks
<b>Pre-Table:</b>	Lockable Fold Down Outdoor Table
<b>Outdoor Kitchen:</b>	Stainless Steel Slide Out Sink, Propane Burner Stove and Large Prep-Table
<b>Shower:</b>	Outdoor Shower

## INTERIOR

<b>Sleeping Configuration:</b>	1xQueen Bed, 2xBunk Beds, and Convertible Lounge
<b>Wet Bath:</b>	Full Fiberglass Shower Enclosed with Ventilation and Toilet
<b>Lounge:</b>	Dinette with Premium Faux Leather Seating and Adjustable Table Convertible to sleeper
<b>Kitchen:</b>	Propane Stove, Sink, Microwave, and Fridge
<b>Flooring:</b>	Wood Vinyl
<b>Cabinetry:</b>	Modern White Finish Veneer
<b>Leather:</b>	High Quality marine graded faux leather
<b>Screen Door:</b>	Standard screen door

## ELECTRICAL

<b>Electrical System:</b>	12V/110V Electrical System with 2,000 Watts Black Series Pure Sine Wave Inverter with a custom Black Series Control Panel
<b>Battery:</b>	400AH
<b>Solar:</b>	4x Roof Mounted 150 Watt Solar Panels
<b>Internal Lighting:</b>	LED Reading Lights in Bedroom and Lounge
<b>External Lighting:</b>	Wide Angle Side mounted LED Flood Lights. Mounted Front, side and Rear LED Light Bars
<b>Plugs:</b>	Internal/External 12V Plugs
<b>Shore Power:</b>	30Amps
<b>Control Panel:</b>	Breakers, Digital Gages, & Electrical Power Readout

## APPLIANCES/ACCESSORIES

<b>Fridge:</b>	6 cu. ft. Fridge/Freezer
<b>Stove:</b>	Outdoor and Indoor Propane Stove
<b>Rangehood:</b>	Slim Twin Fan with Light Range Hood
<b>Propane:</b>	2x 20lbs Propane Tanks
<b>Microwave:</b>	6 Gal. Electrical Microwave with Four Operating Features
<b>Furnace:</b>	16,000 BTU Thermostat Control
<b>Air Conditioning:</b>	13,500 BTU Rooftop Air Conditioning Unit
<b>Entertainment System:</b>	CD/FM/IPOD/Bluetooth/USB Radio 2x Interior Speakers 2x Outdoor Marine Grade Speakers 24" TV
<b>Antenna:</b>	HD TV over the air antenna with built in sure-lock
<b>Safety:</b>	Fire Extinguisher, Smoke Alarm and Propane/CO Detector

## PLUMBING

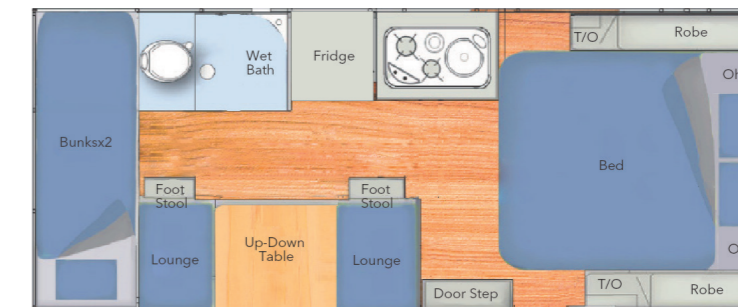
<b>Shower:</b>	Outdoor Shower & Interior Full Fiberglass Shower
<b>Sink:</b>	Large Interior Stainless Steel Sink and Outdoor Stainless Steel Drip Sink
<b>Toilet:</b>	Dometic Toilet
<b>Water Tanks</b>	
<b>Filtered Water:</b>	12 Gal. Triple Filtered System
<b>Fresh Water:</b>	64 Gal. Polyurethane Water Tank with 0.12" Aluminum Bash Cover
<b>Grey Water:</b>	26 Gal. Polyurethane Water Tank with 0.12" Aluminum Bash Cover
<b>Black Water:</b>	26 Gal. Polyurethane Water Tank with 0.12" Aluminum Bash Cover
<b>Hot Water:</b>	Instant Water Heater

## CHASSIS

<b>Drawbar/Chassis:</b>	Hot Dipped Galvanized Tubular Steel made from RHS 4"x2", 0.15 Wall Thickness, 0.24" Supporting Plates for extra Strength & Durability
<b>Independent Suspension:</b>	Control Arm with Dual Shock Absorbers and Coil Springs
<b>Tires:</b>	265x75xR16 Off-Road Tires with Two Spare Tires
<b>Wheels:</b>	16" Alloy Wheels with a Black Powder Coated Finish
<b>Brakes:</b>	12" Electric Tow Brake with Mechanical Handbrake Breakaway System Include 2x Safety Chains
<b>Connector:</b>	7 Pin Flat Plug
<b>Anderson Plug:</b>	50Amp Anderson Plug
<b>Hitch:</b>	Black Series ADR Approved Off-Road Poly Block Hitch
<b>Jockey Wheel:</b>	Off-Road Swing Away 10" Jockey Wheel
<b>Recovery Hooks:</b>	2x Rear Facing Recovery Shackles

## MEASUREMENTS

<b>Internal Height</b>	6.3ft
<b>Internal Length</b>	17ft
<b>External Height</b>	10.3ft
<b>External Length</b>	23.8ft
<b>External Width</b>	7.8ft
<b>Net Weight</b>	6173lbs
<b>Tongue Weight</b>	1000lbs
<b>GVWR</b>	10000lbs





# HQ19

The flagship travel trailer HQ19 adopts the most luxurious design in the whole series, allowing you to embark on any trip at any time.

3  




## EXTERIOR

<b>Materials:</b>	Aluminum Composite Panels Mounted with Aluminum Diamond Plating for added protection
<b>Stone Guard/Skid Guard:</b>	Adds Protection for Bottom Edge of Camper
<b>Insulation:</b>	R16 Insulation on Full Roof and Walls
<b>Roof:</b>	One Piece Aluminum and Roof Hatch with Shade
<b>Windows:</b>	Eurovision Windows with Fly Screen and Privacy Shades
<b>Awning:</b>	13ft Black Series Electrical Awning
<b>Storage:</b>	Pass Through Storage Front Compartments for 2x Jerry Cans and 2x Propane Tanks
<b>Pre-Table:</b>	Lockable Fold Down Outdoor Table
<b>Outdoor Kitchen:</b>	Stainless Steel Slide Out Sink, Propane Burner Stove and Large Prep-Table
<b>Shower:</b>	Outdoor Shower

## INTERIOR

<b>Sleeping Configuration:</b>	1x Queen Bed and Convertible Lounge
<b>En-suite Bathroom:</b>	Separate private Bathroom and Shower with Vanity and Laundry
<b>Lounge:</b>	Dinette with Premium Faux Leather Seating and Adjustable Table Convertible to sleeper
<b>Kitchen:</b>	Propane Stove, Sink, Microwave, and Fridge
<b>Flooring:</b>	Wood Vinyl
<b>Cabinetry:</b>	Modern White Finish Veneer
<b>Leather:</b>	High Quality Marine Graded Faux Leather
<b>Screen Door:</b>	Standard Screen Door

## ELECTRICAL

<b>Electrical System:</b>	12V/110V Electrical System with 2,000 Watts Black Series Pure Sine Wave Inverter with a custom Black Series Control Panel
<b>Battery:</b>	400AH
<b>Solar:</b>	4x Roof Mounted 150 Watt Solar Panels
<b>Internal Lighting:</b>	LED Reading Lights in Bedroom and Lounge
<b>External Lighting:</b>	Wide Angle Side mounted LED Flood Lights Front & Rear LED Light Bar
<b>Plugs:</b>	Internal/External 12V Plugs
<b>Shore Power:</b>	30Amps
<b>Control Panel:</b>	Breakers, Digital Gages, & Electrical Power Readout

## APPLIANCE/ACCESSORIES

<b>Fridge:</b>	6 cu. ft. Fridge/Freezer
<b>Stove/ Oven:</b>	Outdoor and Indoor Propane Stove
<b>Rangehood:</b>	Slim Twin Fan with Light Range Hood
<b>Propane:</b>	2x 20lbs Propane Tanks
<b>Microwave:</b>	6 Gal. Electrical Microwave with Four Operating Features
<b>Furnace:</b>	16,000 BTU Thermostat Control
<b>Air Conditioning:</b>	13,500 BTU Rooftop Air Conditioning Unit
<b>Entertainment System:</b>	CD/FM/IPOD/Bluetooth/USB Radio 2x Interior Speakers 2x Outdoor Marine Grade Speakers 24" TV
<b>Antenna:</b>	HD TV over the air antenna with built in sure-lock
<b>Safety:</b>	Fire Extinguisher, Smoke Alarm and Propane/CO Detector

## PLUMBING

<b>Shower:</b>	Outdoor Shower & Interior Full Fiberglass Shower
<b>Sink:</b>	Large Interior Stainless Steel Sink and Outdoor Stainless Steel Drip Sink
<b>Toilet:</b>	Dometic Toilet
<b>Water Tanks</b>	
<b>Filtered Water:</b>	12 Gal. Triple Filtered System
<b>Fresh Water:</b>	64 Gal. Polyurethane Water Tank with 0.12" Aluminum Bash Cover
<b>Grey Water:</b>	26 Gal. Polyurethane Water Tank with 0.12" Aluminum Bash Cover
<b>Black Water:</b>	26 Gal. Polyurethane Water Tank with 0.12" Aluminum Bash Cover
<b>Hot Water:</b>	Instant Water Heater

## CHASSIS

<b>Drawbar/Chassis:</b>	Hot Dipped Galvanized Tubular Steel made from RHS 4"x2", 0.15 Wall Thickness, 0.24" Supporting Plates for extra Strength & Durability
<b>Independent Suspension:</b>	Control Arm with Dual Shock Absorbers and Coil Springs
<b>Tires:</b>	265x75xR16 Off-Road Tires with Two Spare Tires
<b>Wheels:</b>	16" Alloy Wheels with a Black Powder Coated Finish
<b>Brakes:</b>	12" Electric Tow Brake with Mechanical Handbrake Breakaway System Include 2x Safety Chains
<b>Connector:</b>	7 Pin Flat Plug
<b>Anderson Plug:</b>	50Amp Anderson Plug
<b>Hitch:</b>	Black Series ADR Approved Off-Road Poly Block Hitch
<b>Jockey Wheel:</b>	Off-Road Swing Away 10" Jockey Wheel
<b>Recovery Hooks:</b>	2x Rear Facing Recovery Shackles

## MEASUREMENTS

<b>Internal Height</b>	6.3ft
<b>Internal Length</b>	19ft
<b>External Height</b>	10.1ft
<b>External Length</b>	26.1ft
<b>External Width</b>	7.8ft
<b>Net Weight</b>	6733lbs
<b>Tongue Weight</b>	1000lbs
<b>GVWR</b>	10000lbs





# HQ21

The ultimate pinnacle of the HQ series. HQ21 flagship caravan adopts modern aerodynamic design, which is a perfect combination of elegance, strength, comfort, build quality and durability. This HQ21 campervan is in a league of its own. It is a game changer which brings a new benchmark to the industry. Experience the outback in luxury and confidence!



## EXTERIOR

<b>Materials:</b>	Aluminum Composite Panels mounted with Aluminum Diamond Plating for added protection
<b>Stone Guard/Skid Guard:</b>	Adds Protection for Bottom Edge of Camper
<b>Insulation:</b>	R16 Insulation on Full Roof and Walls
<b>Roof:</b>	One Piece Aluminum and Roof Hatch with Shade
<b>Windows:</b>	Eurovision Windows with Fly Screen and Privacy Shades
<b>Awning:</b>	13ft Black Series Electrical Awning
<b>Storage:</b>	Pass through storage Front compartments for 2x Jerry Cans & 2x Propane Tanks
<b>Pre-Table:</b>	Lockable Fold Down Outdoor Table
<b>Outdoor Kitchen:</b>	Stainless Steel Slide Out Sink, Propane Burner Stove and Large Prep-Table
<b>Shower:</b>	Outdoor Shower

## INTERIOR

<b>Sleeping Configuration:</b>	1x Queen Bed, Convertible Lounge and bunk Bed
<b>En-suite Bathroom:</b>	Separate private Bathroom and Shower
<b>Lounge:</b>	Dinette with Premium Faux Leather Seating and Adjustable Table. Convertible to sleeper
<b>Kitchen:</b>	Propane Stove, Sink, Microwave, and Fridge
<b>Flooring:</b>	Wood Vinyl
<b>Cabinetry:</b>	Modern white finish veneer
<b>Leather:</b>	High Quality Marine Graded Faux Leather
<b>Screen Door:</b>	Standard Screen Door

## ELECTRICAL

<b>Electrical System:</b>	12V/110V Electrical System with 2,000 Watts Black Series Pure Sine Wave Inverter with a custom Black Series Camper, Inc. Control Panel
<b>Battery:</b>	400AH
<b>Solar:</b>	4x Roof Mounted 150 Watt Solar Panels
<b>Internal Lighting:</b>	LED Reading Lights in Bedroom and Lounge
<b>External Lighting:</b>	Wide Angle Side mounted LED Flood Lights. Mounted Front, Side and Rear LED Light Bars
<b>Plugs:</b>	Internal/External 12V Plugs
<b>Shore Power:</b>	30Amps
<b>Control Panel:</b>	Breakers, Digital Gages, & Electrical Power Readout

## APPLIANCES/ACCESSORIES

<b>Fridge:</b>	6 cu. ft. Fridge/Freezer
<b>Stove/ Oven:</b>	Outdoor and Indoor Propane Stove
<b>Rangehood:</b>	Slim Twin Fan with Light Range Hood
<b>Propane:</b>	2x 20lbs Propane Tanks
<b>Microwave:</b>	6 Gal. Electrical Microwave with Four Operating Features
<b>Furnace:</b>	16,000 BTU Thermostat Control
<b>Air Conditioning:</b>	13,500 BTU Rooftop Air Conditioning Unit
<b>Entertainment System:</b>	CD/FM/IPOD/Bluetooth/USB Radio 2x Interior Speakers 2x Outdoor Marine Grade Speakers 2x24" TV
<b>Antenna:</b>	HD TV over the air antenna with built in sure-lock
<b>Safety:</b>	Fire Extinguisher, Smoke Alarm and Propane/CO Detector

## PLUMBING

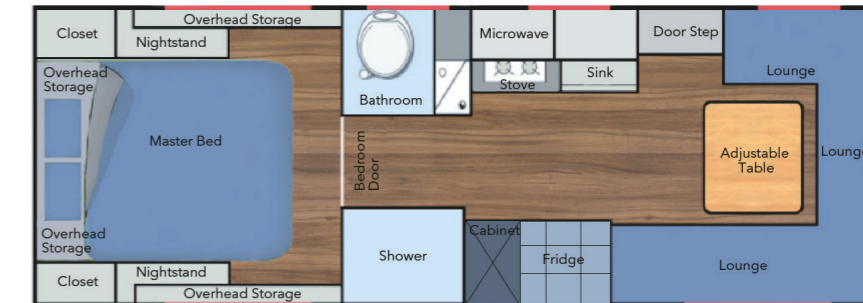
<b>Shower:</b>	Outdoor Shower & Interior Full Fiberglass Shower
<b>Sink:</b>	Large Interior Stainless Steel Sink and Outdoor Stainless Steel Drip Sink
<b>Toilet:</b>	Dometic Toilet
<b>Water Tanks</b>	
<b>Filtered Water:</b>	12 Gal. Triple Filtered System
<b>Fresh Water:</b>	64 Gal. Polyurethane Water Tank with 0.12" Aluminum Bash Cover
<b>Grey Water:</b>	26 Gal. Polyurethane Water Tank with 0.12" Aluminum Bash Cover
<b>Black Water:</b>	26 Gal. Polyurethane Water Tank with 0.12" Aluminum Bash Cover
<b>Hot Water:</b>	Instant Water Heater

## CHASSIS

<b>Drawbar/Chassis:</b>	Hot Dipped Galvanized Tubular Steel made from RHS 4"x2", 0.15 Wall Thickness, 0.24" Supporting Plates for extra Strength & Durability
<b>Independent Suspension:</b>	Control Arm with Dual Shock Absorbers and Coil Springs
<b>Tires:</b>	265x75xR16 Off-Road Tires with Two Spare Tires
<b>Wheels:</b>	16" Alloy Wheels with a Black Powder Coated Finish
<b>Brakes:</b>	12" Electric Tow Brake with Mechanical Handbrake Breakaway System Include 2x Safety Chains
<b>Connector:</b>	7 Pin Flat Plug
<b>Anderson Plug:</b>	50Amp Anderson Plug
<b>Hitch:</b>	Black Series ADR Approved Off-Road Poly Block Hitch
<b>Jockey Wheel:</b>	Off-Road Swing Away 10" Jockey Wheel
<b>Recovery Hooks:</b>	2x Rear Facing Recovery Shackles

## MEASUREMENTS

<b>Internal Height</b>	6.6ft
<b>Internal Length</b>	21ft
<b>External Height</b>	10.3ft
<b>External Length</b>	27ft
<b>External Width</b>	8.1ft
<b>Net Weight</b>	7242lbs
<b>Tongue Weight</b>	1000lbs
<b>GVWR</b>	10000lbs





# TH19

The travel trailer TH19 is the best Toy Hauler of your journey in which every time you follow your hearts to enjoy a free and comfortable travel experience.



## EXTERIOR

<b>Materials:</b>	Aluminum Composite Panels mounted with added Aluminum Diamond Plating for added protection
<b>Stone Guard/Skid Guard:</b>	Adds Protection for Bottom Edge of Camper
<b>Insulation:</b>	R16 Insulation on Full Roof and Walls
<b>Roof:</b>	One Piece Aluminum and Roof Hatch with Shade
<b>Windows:</b>	Eurovision Windows with Fly Screen and Privacy Shades
<b>Awning:</b>	13ft Black Series Electrical Awning
<b>Storage:</b>	Pass through Storage Front compartments for 2x Jerry Cans & 2x Propane Tanks
<b>Prep-Table:</b>	Lockable Fold Down Outdoor Table
<b>Outdoor Kitchen:</b>	Stainless Steel Slide Out Sink, Propane Burner Stove and Large Prep-Table
<b>Shower:</b>	Outdoor Shower

## INTERIOR

<b>Wet Bath:</b>	Full Fiberglass shower enclosed with ventilation and Toilet
<b>Kitchen:</b>	Propane Stove with Cover for Preparation Area
<b>Backsplash:</b>	Grey Acrylic Full Height Splash-back
<b>Sleeping Configuration:</b>	1x Queen Bed and 4x Bunk Beds
<b>Table:</b>	Portable Adjustable Table
<b>Flooring:</b>	Wood Vinyl Living Area and Aluminum Diamond Plating Flooring in Garage
<b>Cabinetry:</b>	Modern 5-Star Timber Finish Veneer
<b>Leather:</b>	High quality marine graded faux leather
<b>Screen Door:</b>	Standard screen door

## ELECTRICAL

<b>Electrical System:</b>	12V/110V Electrical System with 2,000 Watts Black Series Pure Sine Wave Inverter with a custom Black Series Control Panel
<b>Battery:</b>	200AH
<b>Solar:</b>	4x Roof Mounted 150 Watt Solar Panels
<b>Internal Lighting:</b>	LED Reading Lights in Bedroom and Lounge
<b>External Lighting:</b>	Wide Angle Side mounted LED Flood Lights Front, Side and Rear LED Light Bar
<b>Plugs:</b>	Internal/External 12V Plugs
<b>Shore Power:</b>	30Amps
<b>Control Panel:</b>	Breakers, Digital Gages, & Electrical Power Readout

## GARAGE

<b>Enclosed Garage:</b>	Separate Lockable Door between Living and Garage
<b>Flooring:</b>	Aluminum Diamond Plate
<b>Tie Down Hooks:</b>	Multiple Hooks located throughout
<b>Patio Configuration:</b>	Back Door Converts to Patio with Tent Enclosure. 1600lb weight capacity
<b>Ramp Capacity:</b>	3,200lbs
<b>Garage Dimensions:</b>	L10' x W7' x H6.9'

## APPLIANCES/ACCESSORIES

<b>Fridge:</b>	2.3 cu. ft. Fridge/Freezer
<b>Stove:</b>	Outdoor Propane and Indoor Propane Stove
<b>Propane:</b>	2x 20lbs Propane Tanks
<b>Microwave:</b>	6 Gal. Electrical Microwave with Four Operating Features
<b>Rangehood:</b>	Slim Twin Fan with Light Range Hood
<b>Furnace:</b>	16,000 BTU Thermostat Control
<b>Air Conditioning:</b>	13,500 BTU Rooftop Air Conditioning Unit
<b>Entertainment System:</b>	CD/FM/IPOD/Bluetooth/USB Radio 2x Interior Speakers 2x Outdoor Marine Grade Speakers 24" TV
<b>Antenna:</b>	HD TV over the air antenna with built in sure-lock
<b>Safety:</b>	Fire Extinguisher, Smoke Alarm and Propane/CO Detector

## PLUMBING

<b>Shower:</b>	Outdoor Shower & Interior Full Fiberglass Shower
<b>Sink:</b>	Bathroom Vanity Sink and Outdoor Stainless Steel Drip Sink
<b>Toilet:</b>	Dometic Toilet
<b>Water Tanks</b>	
<b>Filtered Water:</b>	16 Gal. Triple Filtered System
<b>Fresh Water:</b>	64 Gal. Polyurethane Water Tank with 0.12" Aluminum Bash Cover
<b>Grey Water:</b>	26 Gal. Polyurethane Water Tank with 0.12" Aluminum Bash Cover
<b>Black Water:</b>	26 Gal. Polyurethane Water Tank with 0.12" Aluminum Bash Cover
<b>Hot Water:</b>	Instant Water Heater

## CHASSIS

<b>Drawbar/Chassis:</b>	Hot Dipped Galvanized Tubular Steel made from RHS 4"x2", 0.15 Wall Thickness, 0.24" Supporting Plates for extra Strength & Durability
<b>Independent Suspension:</b>	Control Arm with Dual Shock Absorbers and Coil Springs
<b>Tires:</b>	235x75xR15 Off-Road Tires with one Spare Tire
<b>Wheels:</b>	15" Alloy Wheels with a Black Powder Coated Finish
<b>Brakes:</b>	12" Electric Tow Brake with Mechanical Handbrake Breakaway System Include 2x Safety Chains
<b>Connector:</b>	7 Pin Flat Plug
<b>Anderson Plug:</b>	50Amp Anderson Plug
<b>Hitch:</b>	Black Series ADR Approved Off-Road Poly Block Hitch
<b>Jockey Wheel:</b>	Off-Road Swing Away 10" Jockey Wheel
<b>Recovery Hooks:</b>	2x Rear Facing Recovery Shackles

## MEASUREMENTS

<b>Internal Height</b>	7ft
<b>External Height</b>	10.2ft
<b>Internal Length:</b>	19ft
<b>External Length</b>	24.9ft
<b>External Width</b>	7.8ft
<b>Dry Weight</b>	6172lbs
<b>Tongue Weight</b>	900lbs
<b>GVWR</b>	9,000lbs





# TH22

TH22 is the latest travel trailer of the Black Series RVs. The TH22 meets the goal of great build quality and durability set by Black Series, which can cope with the toughest roads, and make tired travelers rest well after arrival. It not only provides outdoor activities for motorcycles or all-terrain vehicles, but also has enough space for your family and friends.



## EXTERIOR

<b>Materials:</b>	Aluminum Composite mounted with added Aluminum Diamond Plating for added protection
<b>Stone Guard/Skid Guard:</b>	Adds Protection for Bottom Edge of Camper
<b>Insulation:</b>	R16 Insulation on Full Roof and Walls
<b>Roof:</b>	One Piece Aluminum and Roof Hatch with Shade
<b>Windows:</b>	Eurovision Windows with Fly Screen and Privacy Shades
<b>Awning:</b>	13ft Black Series Electrical Awning
<b>Storage:</b>	Pass Through Storage Front Compartments for 2× Jerry Cans & 2× Propane Tanks
<b>Prep-Table:</b>	Lockable Fold Down Outdoor Table
<b>Outdoor Kitchen:</b>	Stainless Steel Slide Out Sink, Propane Burner Stove and Large Prep-Table
<b>Shower:</b>	Outdoor Shower

## INTERIOR

<b>Wet Bath:</b>	Full Fiberglass shower enclosed with ventilation and Toilet
<b>Kitchen:</b>	Propane Stove with Cover for Preparation Area
<b>Backsplash:</b>	Grey Acrylic Full Height Splash-back
<b>Sleeping Configuration:</b>	1×Queen Bed and 4x Bunk Beds
<b>Table:</b>	Portable Adjustable Table
<b>Flooring:</b>	Wood Vinyl Living Area and Aluminum Diamond Plating Flooring in Garage
<b>Cabinetry:</b>	Modern 5-Star Timber Finish Veneer
<b>Leather:</b>	High Quality Marine Graded Faux Leather
<b>Screen Door:</b>	Standard Screen Door

## ELECTRICAL

<b>Electrical System:</b>	12V/110V Electrical System with 2,000 Watts Black Series Pure Sine Wave Inverter with a custom Black Series Control Panel
<b>Battery:</b>	200AH
<b>Solar:</b>	4x Roof Mounted 150 Watt Solar Panels
<b>Internal Lighting:</b>	LED Reading Lights in Bedroom and Lounge
<b>External Lighting:</b>	Wide Angle Side mounted LED Flood Lights. Mounted front, side and rear LED Light Bar
<b>Plugs:</b>	Internal/External 12V Plugs
<b>Shore Power:</b>	30Amps
<b>Control Panel:</b>	Breakers, Digital Gages, & Electrical Power Readout

## GARAGE

<b>Enclosed Garage:</b>	Separate Lockable Door between Living and Garage
<b>Flooring:</b>	Aluminum Diamond Plate
<b>Tie Down Hooks:</b>	Multiple Hooks located throughout
<b>Patio Configuration:</b>	Back Door Converts to Patio with Tent Enclosure. 1600lb weight capacity
<b>Ramp Capacity:</b>	3,200lbs
<b>Garage Dimensions:</b>	L13' x W7' x H7'

## APPLIANCES/ACCESSORIES

<b>Fridge:</b>	2.3 cu. ft. Fridge/Freezer
<b>Stove:</b>	Outdoor Propane and Indoor Propane Stove
<b>Propane:</b>	2× 20lbs Propane Tanks
<b>Microwave:</b>	6 Gal. Electrical Microwave with Four Operating Features
<b>Rangehood:</b>	Slim Twin Fan with Light Range Hood
<b>Furnace:</b>	16,000 BTU Thermostat Control
<b>Air Conditioning:</b>	13,500 BTU Rooftop Air Conditioning Unit
<b>Entertainment System:</b>	CD/FM/IPOD/Bluetooth/USB Radio 2× Interior Speakers 2× Outdoor Marine Grade Speakers 24" TV
<b>Antenna:</b>	HD TV over the air antenna with built in sure-lock
<b>Safety:</b>	Fire Extinguisher, Smoke Alarm and Propane/CO Detector

## PLUMBING

<b>Shower:</b>	Outdoor Shower & Interior Full Fiberglass Shower
<b>Sink:</b>	Interior Stainless Steel Sink and Outdoor Stainless Steel Drip Sink
<b>Toilet:</b>	Dometic Toilet
<b>Water Tanks</b>	
<b>Filtered Water:</b>	26 Gal. Triple Filtered System
<b>Fresh Water:</b>	2x26 Gal. Polyurethane Water Tank with 0.12" Aluminum Bash Cover
<b>Grey Water:</b>	26 Gal. Polyurethane Water Tank with 0.12" Aluminum Bash Cover
<b>Black Water:</b>	26 Gal. Polyurethane Water Tank with 0.12" Aluminum Bash Cover
<b>Hot Water:</b>	Instant Water Heater

## CHASSIS

<b>Drawbar/Chassis:</b>	Hot Dipped Galvanized Tubular Steel made from RHS 4"x2", 0.15 Wall Thickness, 0.24" Supporting Plates for extra Strength & Durability
<b>Independent Suspension:</b>	Control Arm with Dual Shock Absorbers and Coil Springs
<b>Tires:</b>	235x75xR15 Off-Road Tires with one Spare Tire
<b>Wheels:</b>	15" Alloy Wheels with a Black Powder Coated Finish
<b>Brakes:</b>	12" Electric Tow Brake with Mechanical Handbrake Breakaway System Include 2x Safety Chains
<b>Connector:</b>	7 Pin Flat Plug
<b>Anderson Plug:</b>	50Amp Anderson Plug
<b>Hitch:</b>	Black Series ADR Approved Off-Road Poly Block Hitch
<b>Jockey Wheel:</b>	Off-Road Swing Away 10" Jockey Wheel
<b>Recovery Hooks:</b>	2x Rear Facing Recovery Shackles

## MEASUREMENTS

<b>Internal Height</b>	6.8ft
<b>External Height</b>	10.5ft
<b>Internal Length:</b>	22.3ft
<b>External Length</b>	28.2ft
<b>External Width</b>	8ft
<b>Dry Weight</b>	6,503lbs
<b>Tongue Weight</b>	900lbs
<b>GVWR</b>	9,000lbs





# CLASSIC 12

The CLASSIC12, which looks exactly like a Schweizer Messer, is equipped with a kitchen, bathroom and wet bath, which can meet the living needs of 3 people. This compact design is very suitable for weekend camping enthusiasts to start an adventure trip.

3  
👤👤👤



## EXTERIOR

<b>Materials:</b>	Aluminum Composite Panels mounted with added Aluminum Diamond Plating for added protection
<b>Insulation:</b>	R16 Insulation on Full Roof and Walls
<b>Roof:</b>	One Piece Aluminum
<b>Design:</b>	Easy Two Stage Pop-Top with Fold Out Bed Extension Enclosure
<b>Pop-top:</b>	Made of Polymer coated embedded canvas, with mesh screen windows
<b>Windows:</b>	Eurovision Windows with Fly Screen and Privacy Shades
<b>Awning:</b>	10ft Black Series Electrical Awning
<b>Storage:</b>	Large Pass-Through Storage Front Storage for 2x Jerry Cans & 2x Propane Tanks
<b>Outdoor Kitchen:</b>	Stainless Steel Slide Out Sink, Propane Burner Stove and Large Prep-Table
<b>Shower:</b>	Outdoor Shower

## INTERIOR

<b>Wet Bath:</b>	Full Fiberglass shower enclosed with ventilation and Toilet
<b>Lounge:</b>	Dinette with Premium Faux Leather Seating
<b>Table:</b>	Adjustable Portable Table
<b>Flooring:</b>	Wood Vinyl
<b>Sleeping Configuration:</b>	Sleeps 3 1x King Bed Foldable Bunk Bed on Gas Struts
<b>Cabinetry:</b>	Modern 5-Star Timber Finish Veneer
<b>Leather:</b>	High quality marine graded faux leather
<b>Screen Door:</b>	Standard screen door

## ELECTRICAL

<b>Electrical System:</b>	12V/ 110V Electrical System with 1,000 Watts Black Series Pure Sine Wave Inverter with a custom Black Series Control Panel
<b>Battery:</b>	100AH
<b>Solar:</b>	2x Roof Mounted 150 Watt Solar Panels
<b>Internal Lighting:</b>	LED Reading Lights in Bedroom and Lounge
<b>External Lighting:</b>	Wide Angle Side mounted LED Flood Lights Front, Side and Rear LED Light Bar
<b>Plugs:</b>	Internal/External 12V Plugs
<b>Shore Power:</b>	30Amps
<b>Control Panel:</b>	Breakers, Digital Gages, & Electrical Power Readout

## APPLIANCES/ACCESSORIES

<b>Fridge:</b>	Portable Powered Cooler for Outdoor Storage Compartment
<b>Stove:</b>	Outdoor Propane Stove
<b>Rangehood:</b>	Slim Twin Fan with Light Range Hood
<b>Propane:</b>	2x 20lbs Propane Tanks
<b>Furnace:</b>	16,000 BTU Rooftop Air Conditioning Unit
<b>Entertainment System:</b>	CD/FM/IPOD/Bluetooth/USB Radio 2x Interior Speakers 2x Outdoor Marine Grade Speakers 24" TV
<b>Antenna:</b>	HD TV over the air antenna with vult in sure-lock
<b>Safety:</b>	Fire Extinguisher, Smoke Alarm and Propane/CO Detector

## PLUMBING

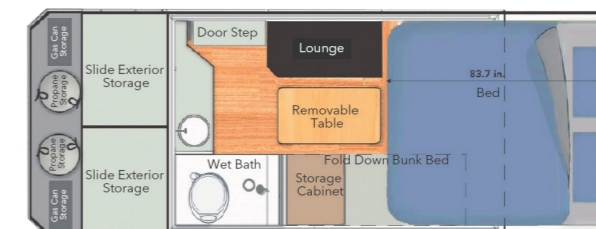
<b>Shower:</b>	Outdoor Shower with attachable Privacy Tent & Interior Full Fiberglass Shower enclosed with ventilation
<b>Sink:</b>	Large Interior Bowl Sink and Outdoor Stainless Steel Drip Sink
<b>Toilet:</b>	Dometic Toilet
<b>Water Tanks</b>	
<b>Fresh Water:</b>	26 Gal. Polyurethane Water Tank with 0.12" Aluminum Bash Cover
<b>Grey Water:</b>	16 Gal. Polyurethane Water Tank with 0.12" Aluminum Bash Cover
<b>Black Water:</b>	26 Gal. Polyurethane Water Tank with 0.12" Aluminum Bash Cover
<b>Hot Water:</b>	Instant Water Heater

## CHASSIS

<b>Drawbar/Chassis:</b>	Hot Dipped Galvanized Tubular Steel made from RHS 4"x2", 0.15 Wall Thickness, 0.24" Supporting Plates for extra Strength & Durability
<b>Independent Suspension:</b>	Control Arm with Dual Shock Absorbers and Coil Springs
<b>Tires:</b>	265x75xR16 Off-Road Tires with Two Spare Tires
<b>Wheels:</b>	16" Alloy Wheels with a Black Powder Coated Finish
<b>Brakes:</b>	12" Electric Tow Brake with Mechanical Handbrake Breakaway System Include 2x Safety Chains
<b>Connector:</b>	7 Pin Flat Plug
<b>Anderson Plug:</b>	50Amp Anderson Plug
<b>Jockey Wheel:</b>	Off-Road Swing Away 10" Jockey Wheel
<b>Recovery Hooks:</b>	2x Rear Facing Recovery Shackles

## MEASUREMENTS

Pop Top	+1.7ft
Internal Height	6.5ft(open) 4.8ft(Close)
Internal Length	12ft
External Height	10.5ft(Open) 8.8ft(Closed)
External Length	16ft
External Width	7.2ft
Net Weight	3218lbs
Tongue Weight	540lbs
GVWR	5400lbs





# CLASSIC 15

The CLASSIC15 is equipped with a kitchen, bathroom and shower room, which can meet the living needs of 4 people.

This design is very suitable for weekend camping enthusiasts to start an adventure trip.



## EXTERIOR

<b>Materials:</b>	Aluminum Composite Panels mounted with added Aluminum Diamond Plating for added protection
<b>Insulation:</b>	R16 Insulation on Full Roof and Walls
<b>Roof:</b>	One Piece Aluminum
<b>Design:</b>	Easy Two Stage Pop-Top with Fold Out Bed Extension Enclosure
<b>Pop-top:</b>	Made of Polymer coated embedded canvas, with mesh screen windows
<b>Windows:</b>	Eurovision Windows with Fly Screen and Privacy Shades
<b>Awning:</b>	13ft Black Series Electrical Awning
<b>Storage:</b>	Large Pass-Through Storage 2x Slide out large storage with 12V Plug Front Storage for 2x Jerry Cans & 2x Propane Tanks
<b>Outdoor Kitchen:</b>	Stainless Steel Slide Out Sink, Propane Stove and Prep-Table
<b>Shower:</b>	Outdoor Shower with attachable Privacy Tent

## INTERIOR

<b>Wet Bath:</b>	Full Fiberglass shower enclosed with ventilation and Toilet
<b>Ventilation Fan:</b>	12V Bathroom Fan with LED Lights
<b>Stainless Steel Sink:</b>	Large Sink with prep space
<b>Lounge:</b>	Dinette with Premium Faux Leather Seating with Adjustable Table
<b>Flooring:</b>	Wood Vinyl
<b>Sleeping Configuration:</b>	Sleeps 4 1x Large Bed 1x Foldable Down Bunk Bed on Gas Struts 1x Dinette Convertible Lounge
<b>Cabinetry:</b>	Modern 5-Star Timber Finish Veneer
<b>Leather:</b>	High quality marine graded faux leather
<b>Screen Door:</b>	Standard screen door

## ELECTRICAL

<b>Electrical System:</b>	12V/ 110V Electrical System with 1,000 Watts Black Series Pure Sine Wave Inverter with a custom Black Series Control Panel
<b>Battery:</b>	200AH
<b>Solar:</b>	2x Roof Mounted 150 Watt Solar Panels
<b>Internal Lighting:</b>	LED Reading Lights in Bedroom and Lounge
<b>External Lighting:</b>	Wide Angle Side mounted LED Flood Lights Front, Side and Rear LED Light Bar
<b>Plugs:</b>	Internal/External 12V Plugs
<b>Shore Power:</b>	30Amps
<b>Control Panel:</b>	Breakers, Digital Gages, & Electrical Power Readout

## APPLIANCES/ACCESSORIES

<b>Fridge:</b>	Portable Powered Cooler for Outdoor Storage Compartment
<b>Stove:</b>	Outdoor Propane Stove
<b>Propane:</b>	2x 20lbs Propane Tanks
<b>Furnace:</b>	16,000 BTU Rooftop Air Conditioning Unit
<b>Air Conditioning:</b>	13,500 BTU Rooftop Air Conditioning Unit
<b>Entertainment System:</b>	CD/FM/IPOD/Bluetooth/USB Radio 2x Interior Speakers 2x Outdoor Marine Grade Speakers 24" TV
<b>Antenna:</b>	HD TV over the air antenna with vult in sure-lock
<b>Safety:</b>	Fire Extinguisher, Smoke Alarm and Propane/CO Detector

## PLUMBING

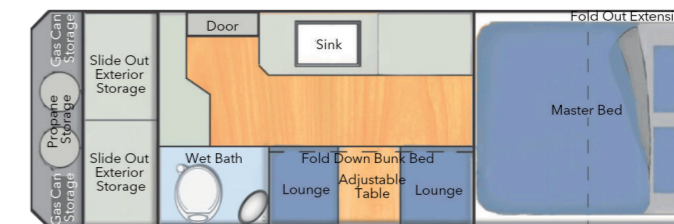
<b>Shower:</b>	Outdoor Shower with attachable Privacy Tent & Interior Full Fiberglass Shower enclosed with ventilation
<b>Sink:</b>	Large Interior Stainless Steel Sink and Outdoor Stainless Steel Drip Sink
<b>Toilet:</b>	Dometic Toilet
<b>Water Tanks:</b>	26 Gal. Polyurethane Water Tank with 0.12" Aluminum Bash Cover
<b>Fresh Water:</b>	26 Gal. Polyurethane Water Tank with 0.12" Aluminum Bash Cover
<b>Grey Water:</b>	16 Gal. Polyurethane Water Tank with 0.12" Aluminum Bash Cover
<b>Black Water:</b>	26 Gal. Polyurethane Water Tank with 0.12" Aluminum Bash Cover
<b>Hot Water:</b>	Instant Water Heater

## CHASSIS

<b>Drawbar/Chassis:</b>	Hot Dipped Galvanized Tubular Steel made from RHS 4"x2", 0.15 Wall Thickness, 0.24" Supporting Plates for extra Strength & Durability
<b>Independent Suspension:</b>	Control Arm with Dual Shock Absorbers and Coil Springs
<b>Tires:</b>	265x75xR16 Off-Road Tires with Two Spare Tires
<b>Wheels:</b>	16" Alloy Wheels with a Black Powder Coated Finish
<b>Brakes:</b>	12" Electric Tow Brake with Mechanical Handbrake Breakaway System Include 2x Safety Chains
<b>Connector:</b>	7 Pin Flat Plug
<b>Anderson Plug:</b>	50Amp Anderson Plug
<b>Jockey Wheel:</b>	Off-Road Swing Away 10" Jockey Wheel
<b>Recovery Hooks:</b>	2x Rear Facing Recovery Shackles

## MEASUREMENTS

<b>Internal Height</b>	6.5ft(Open) 5ft(Closed)
<b>Internal Length</b>	15ft(Open) 12.5ft(Closed)
<b>Internal Width</b>	6.4ft
<b>External Height</b>	10.9ft(Open) 8.9ft(Closed)
<b>External Length</b>	23ft(Open) 20ft(Closed)
<b>External Width</b>	6.9ft
<b>Net Weight</b>	3968lbs
<b>Tongue Weight</b>	700lbs
<b>GVWR</b>	5379lbs





# DOMINATOR

With its innovative ergonomic design, practical space, powerful off-road performance, efficient space utilization and excellent functional design, Dominator makes your journey very easy.



## CAMPER

<b>Tent:</b>	Heavy Duty Tent Canvas Material with Rain Guard
<b>Tent Lid:</b>	Gas Struts and Mechanical Winch for Assistance in Lifting Tent Lid
<b>Sleeping Configuration:</b>	Sleeps 4 1 x Queen Size Bed 1 x Convertible Lounge
<b>Lounge:</b>	U-shape Lounge with Adjustable Table
<b>Interior Finishes:</b>	Modern Wood Finish with Storage
<b>Awning/Annex:</b>	Additional Attachable Awning and Fully Enclosed Annex Set Up with roof, walls, floor, poles and pegs.
<b>Poles:</b>	Strong Adjustable Tent & Annex Poles
<b>Tent Windows:</b>	Windows come with Mesh Bug Screens and Roll Up Ties
<b>Front Rock Guard/Storage:</b>	Steel Bash Box for added protection with: 2x Jerry Can Holders, 2x Propane Holders
<b>Outdoor Kitchen:</b>	Stainless Steel Slide Out Drip Sink, Propane Burner Stove, Drying Rack
<b>Storage:</b>	Slide Out Large storage with 12V Plug for Electric Cooler Various Size Storage Compartments
<b>Boat Rack:</b>	220lbs Distributed Weight Rating

## CHASSIS

<b>Trailer/Chassis:</b>	Zincanneal Treated Steel and Hot Dipped Galvanized Tubular Steel made from RHS 4"x2", 0.15 Wall Thickness, 0.24" Supporting Plates for extra Strength and Durability
<b>Stabilizer Legs:</b>	4x Heavy Duty Lockable & Adjustable Legs
<b>Independent Suspension:</b>	Control Arm with Dual Shock Absorbers and Coil Springs
<b>Tires:</b>	2x265x75xR16 Off-Road Tires with Two Spare Tires
<b>Wheels:</b>	16" Alloy Wheels with a Black Powder Coated Finish
<b>Brakes:</b>	12" Electric Tow Brake with Mechanical Handbrake Breakaway System Include 2x Safety Chains
<b>Connector:</b>	7 Pin Flat Plug
<b>Anderson Plug:</b>	50Amp Anderson Plug
<b>Hitch:</b>	Black Series ADR Approved Off-Road Poly Block Hitch
<b>Jokey Wheel:</b>	Off-Road Swing Away 8" Jockey Wheel
<b>Recovery Hooks:</b>	2x 9,000lbs Rear Facing Recovery Shackles

## ACCESSORIES

<b>Battery:</b>	200AH
<b>Electrical:</b>	12V/110V Electrical System with 1,000 Watts Inverter with custom Black Series Control Panel
<b>Portable Solar Panel:</b>	1x 120 Watt Solar Panel Briefcase Style
<b>Recovery Tracks:</b>	2x Tracks
<b>Lights:</b>	LED Interior Lights Strips and LED Submersible Tail Lights, Name Plate Lights & Clearance Lights
<b>Toilet:</b>	Dometic Toilet
<b>Shower:</b>	Portable Shower

## MEASUREMENTS

<b>General Water</b>	31.7 Gal. Water Tank
<b>Annex Length</b>	14.7ft.
<b>Annex Width</b>	7.8ft.
<b>Tent Length</b>	13ft.
<b>Tent Width</b>	6ft.
<b>Trailer Length</b>	17.39ft.
<b>Trailer Width</b>	6.17ft.
<b>Trailer Height</b>	5.25ft.
<b>Net Weight</b>	2,740lbs.
<b>Tongue Weight</b>	440lbs.
<b>GVWR</b>	4,400lbs.





# PATRON

It has an impressive carrying capacity and is suitable for family or long-haul travel. The trailer is tough and practical, ready for your journey at all times. The Black Series' specially designed independent suspension and galvanized towbar can cope with the most rugged terrain.



## CAMPER

<b>Tent:</b>	Heavy Duty Tent Canvas Material with Rain Guard
<b>Tent Lid:</b>	Gas Struts and Mechanical Winch for Assistance in Lifting Tent Lid
<b>Sleeping Configuration:</b>	Sleeps 5 1 x Queen Size Bed 1 x Slide Out Queen Bed 1 x Convertible Lounge
<b>Lounge:</b>	U-shape Lounge with Adjustable Table
<b>Interior Finishes:</b>	Modern Wood Finish with Storage
<b>Awning/Annex:</b>	Additional Attachable Awning and Fully Enclosed Annex Set Up with roof, walls, floor, poles and pegs
<b>Poles:</b>	Strong Adjustable Tent & Annex Poles
<b>Tent Windows:</b>	Windows come with Mesh Bug Screens and Roll Up Ties
<b>Front Rock Guard/Storage:</b>	Steel Bash Box for added protection with: 2x Jerry Can Holders 2x Propane Holders
<b>Outdoor Kitchen:</b>	Stainless Steel Slide Out Drip Sink, Propane Burner Stove and Large Prep Area
<b>Storage:</b>	Slide Out Large storage with 12V Plug for Electric Cooler Various Size Storage Compartments
<b>Boat Rack:</b>	220lbs Distributed Weight Rating

## CHASSIS

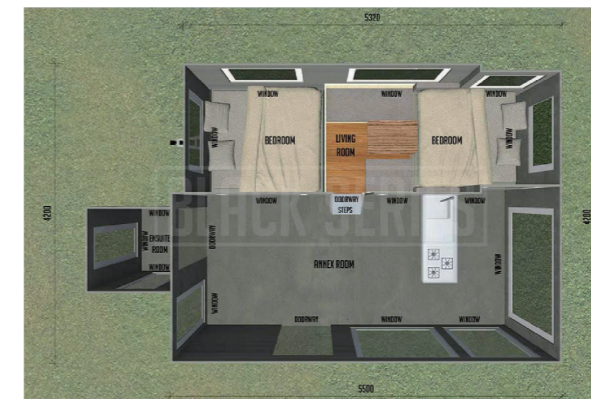
<b>Trailer/Chassis:</b>	Zincanneal Treated Steel and Hot Dipped Galvanized Tubular Steel made from RHS 4"x2", 0.15 Wall Thickness, 0.24" Supporting Plates for extra Strength and Durability.
<b>Stabilizer Legs:</b>	4x Heavy Duty Lockable & Adjustable Legs
<b>Independent Suspension:</b>	Control Arm with Dual Shock Absorbers and Coil Springs
<b>Tires:</b>	2x265x75xR16 Off-Road Tires with Two Spare Tires
<b>Wheels:</b>	16" Alloy Wheels with a Black Powder Coated Finish
<b>Brakes:</b>	12" Electric Tow Brake with Mechanical Handbrake Breakaway System Include 2x Safety Chains
<b>Connector:</b>	7 Pin Flat Plug
<b>Anderson Plug:</b>	50Amp Anderson Plug
<b>Hitch:</b>	Black Series ADR Approved Off-Road Poly Block Hitch
<b>Jockey Wheel:</b>	Off-Road Swing Away 8" Jockey Wheel
<b>Recovery Hooks:</b>	2x 9,000lbs Rear Facing Recovery Shackles

## ACCESSORIES

<b>Battery:</b>	200AH
<b>Electrical:</b>	12V/110V Electrical System with 1,000 Watts Inverter with custom Black Series Control Panel
<b>Portable Solar Panel:</b>	1x 120 Watt Solar Panel Briefcase Style
<b>Recovery Tracks:</b>	2x Tracks
<b>Lights:</b>	LED Interior Lights Strips and LED Submersible Tail Lights, Name Plate Lights & Clearance Lights
<b>Toilet:</b>	Dometic Toilet
<b>Shower:</b>	Portable Shower

## MEASUREMENTS

<b>General Water</b>	32 Gal. Water Tank
<b>Annex Length</b>	15.4ft.
<b>Annex Width</b>	8.2ft.
<b>Tent Length</b>	16ft.
<b>Tent Width</b>	6ft.
<b>Trailer Length</b>	17.39ft.
<b>Trailer Width</b>	6.17ft.
<b>Trailer Height</b>	5.25ft.
<b>Net Weight</b>	2,977lbs.
<b>Tongue Weight</b>	440lbs.
<b>GVWR</b>	4,400lbs.





# CLASSIC DOUBLE

With its great appearance, advanced design and high build quality, it has set an industry benchmark among hard-floor trailers. You will be surprised to find that the Black Series can set up multiple living and sleeping areas in one tent camp. Compared with other Black Series tent trailers, it has a slightly longer body.



## CAMPER

<b>Tent:</b>	Heavy Duty Tent Canvas Material with Rain Guard
<b>Tent Lid:</b>	Gas Struts and Mechanical Winch for Assistance in Lifting Tent Lid
<b>Sleeping Configuration:</b>	Sleeps 6 2 x Queen Size Bed Large Convertible Lounge
<b>Lounge:</b>	Large Lounge with 2x Adjustable Table
<b>Interior Finishes:</b>	Modern Wood Finish with Storage
<b>Awning/Annex:</b>	Additional Attachable Awning and Fully Enclosed Annex Set Up with roof, walls, floor, poles and pegs
<b>Poles:</b>	Strong Adjustable Tent & Annex Poles
<b>Tent Windows:</b>	Windows come with Mesh Bug Screens and Roll Up Ties
<b>Front Rock Guard/Storage:</b>	Steel Bash Box for added protection with: 2x Jerry Can Holders 2x Propane Holders
<b>Outdoor Kitchen:</b>	Stainless Steel Slide Out Drip Sink, Propane Burner Stove, and Large Prep Area
<b>Storage:</b>	Slide Out Large storage with 12V Plug for Electric Cooler Various Size Storage Compartments
<b>Boat Rack:</b>	220lbs Distributed Weight Rating

## CHASSIS

<b>Trailer/Chassis:</b>	Zincanneal Treated Steel and Hot Dipped Galvanized Tubular Steel made from RHS 4"x2", 0.15 Wall Thickness, 0.24" Supporting Plates for extra Strength and Durability
<b>Stabilizer Legs:</b>	4x Heavy Duty Lockable & Adjustable Legs
<b>Independent Suspension:</b>	Independent Suspension: Control Arm with Dual Shock Absorbers and Coil Springs
<b>Tires:</b>	2x265x75xR16 Off-Road Tires with Two Spare Tires
<b>Wheels:</b>	16" Alloy Wheels with a Black Powder Coated Finish
<b>Brakes:</b>	12" Electric Tow Brake with Mechanical Handbrake Breakaway System Include 2x Safety Chains
<b>Connector:</b>	7 Pin Flat Plug
<b>Anderson Plug:</b>	50Amp Anderson Plug
<b>Hitch:</b>	Black Series ADR Approved Off-Road Poly Block Hitch
<b>Jokey Wheel:</b>	Off-Road Swing Away 8" Jockey Wheel
<b>Recovery Hooks:</b>	2x 9,000lbs Rear Facing Recovery Shackles

## ACCESSORIES

<b>Battery:</b>	200AH
<b>Electrical:</b>	12V/110V Electrical System with 1,000 Watts Inverter with custom Black Series Control Panel
<b>Portable Solar Panel:</b>	1x 120 Watt Solar Panel Briefcase Style
<b>Recovery Tracks:</b>	2x Tracks
<b>Lights:</b>	LED Interior Lights Strips and LED Submersible Tail Lights, Name Plate Lights & Clearance Lights
<b>Toilet:</b>	Dometic Toilet
<b>Shower:</b>	Portable Shower

## MEASUREMENTS

<b>General Water</b>	2x 24Gal. Water Tank
<b>Annex Length</b>	20ft.
<b>Annex Width</b>	7.8ft.
<b>Tent Length</b>	20ft.
<b>Tent Width</b>	6.5ft.
<b>Trailer Length</b>	18.44ft.
<b>Trailer Width</b>	6.56ft.
<b>Trailer Height</b>	4.92ft.
<b>Net Weight</b>	4,277lbs.
<b>Tongue Weight</b>	485lbs.
<b>GVWR</b>	4,850lbs.





# CUSTOMER SERVICES

## NEWLY PURCHASED MODELS ENJOY ONE-YEAR WARRANTY SERVICE

All newly purchased Black Series commercial vehicles sold by authorized dealers of Black Series enjoy one-year warranty service from the date of purchase, and the offline after-sales stations of the Black Series will provide you with considerate maintenance services.

## 15-YEAR WARRANTY ON CHASSIS AND BODY FRAME AND BODY FRAME

The Black Series camper bodies are made by high-performance composite materials and innovative structural design to improve durability. The chassis and body frame enjoys a 15-year warranty.

## PRODUCT EXTENDED WARRANTY SERVICES

Black Series provides professional extended warranty service for you to enjoy 100% original Black Series quality guarantee.



Note: The up-to-date specification is subject to the actual RV

